

Scaled data based on original data using
LM-79-08 Approved Method: Electrical and Photometric Measurements of Solid-
State Lighting Products

Test Report Prepared for
Cooper Lighting Solutions
(formerly Eaton)

Brand: McGRAW-EDISON

Report Number: P200232

Luminaire Tested: **GWC-AF-02-LED-E1-5NQ-7050**

Issue Date: 3/3/2020

Test Information

Test Method: LM-79-08
Report Number: P200232
TEST IS SCALED FROM IESNA LM-79-08 TEST DATA (P24141)
Test Lab: INNOVATION CENTER P2
Issue Date: 3/3/2020
Manufacturer: COOPER LIGHTING SOLUTIONS (FORMERLY EATON)
Product Line: MCGRAW-EDISON
Catalog Number: GWC-AF-02-LED-E1-5NQ-7050
Description: GALLEON WALL LUMINAIRE
(2) 70 CRI, 5000K, 1050mA LIGHTSQUARES WITH 16 LEDS EACH AND TYPE V
NARROW OPTICS
Light Source: -
Ballast/Driver: ELECTRONIC DRIVER

Summary

Lumens per Lamp: N/A
Luminaire Lumens: 12814 lumens
Efficiency: N/A
Efficacy: 113.4 lumens/watt
Luminous Opening: Rectangular (W 1' x L: 0.5' x H: 0')
IES Classification: Type V - Short - Full Cutoff
BUG Rating: B3 - U0 - G2

Input Watts (W): 113
Input Voltage (V): NR
Input Current (Ain): NR
Voltage Rise (V): NR
Power Factor: NR
Total Harmonic Distortion (THDi): NR
Frequency (hertz): 60
Stabilization Time: NR
Operation Time: NR
Ambient Temperature (°C): NR
Test Distance: 25 FT

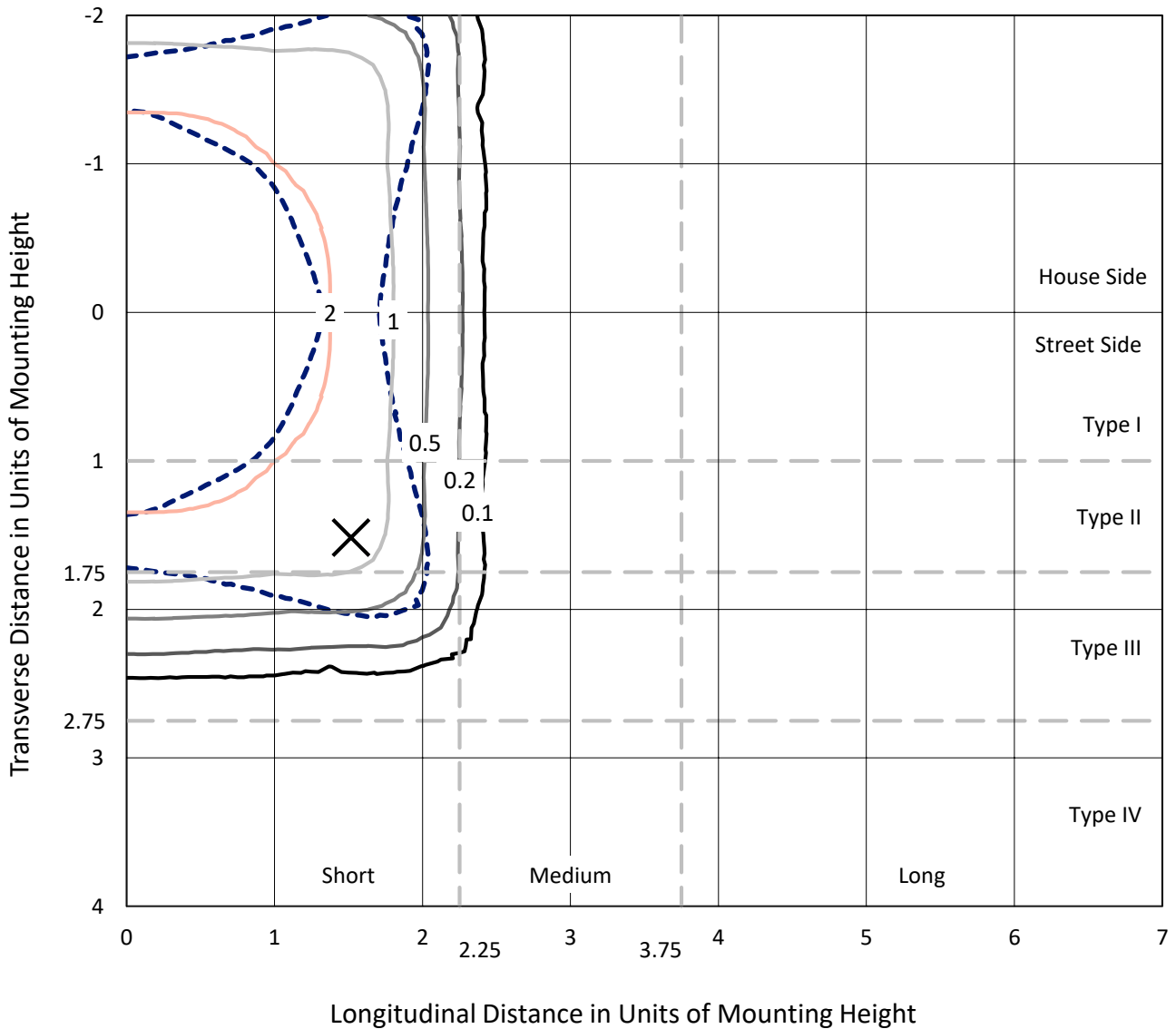


REPORT NUMBER: P200232

CATALOG NUMBER: GWC-AF-02-LED-E1-5NQ-7050

Iso-Footcandle Lines of Horizontal Illumination

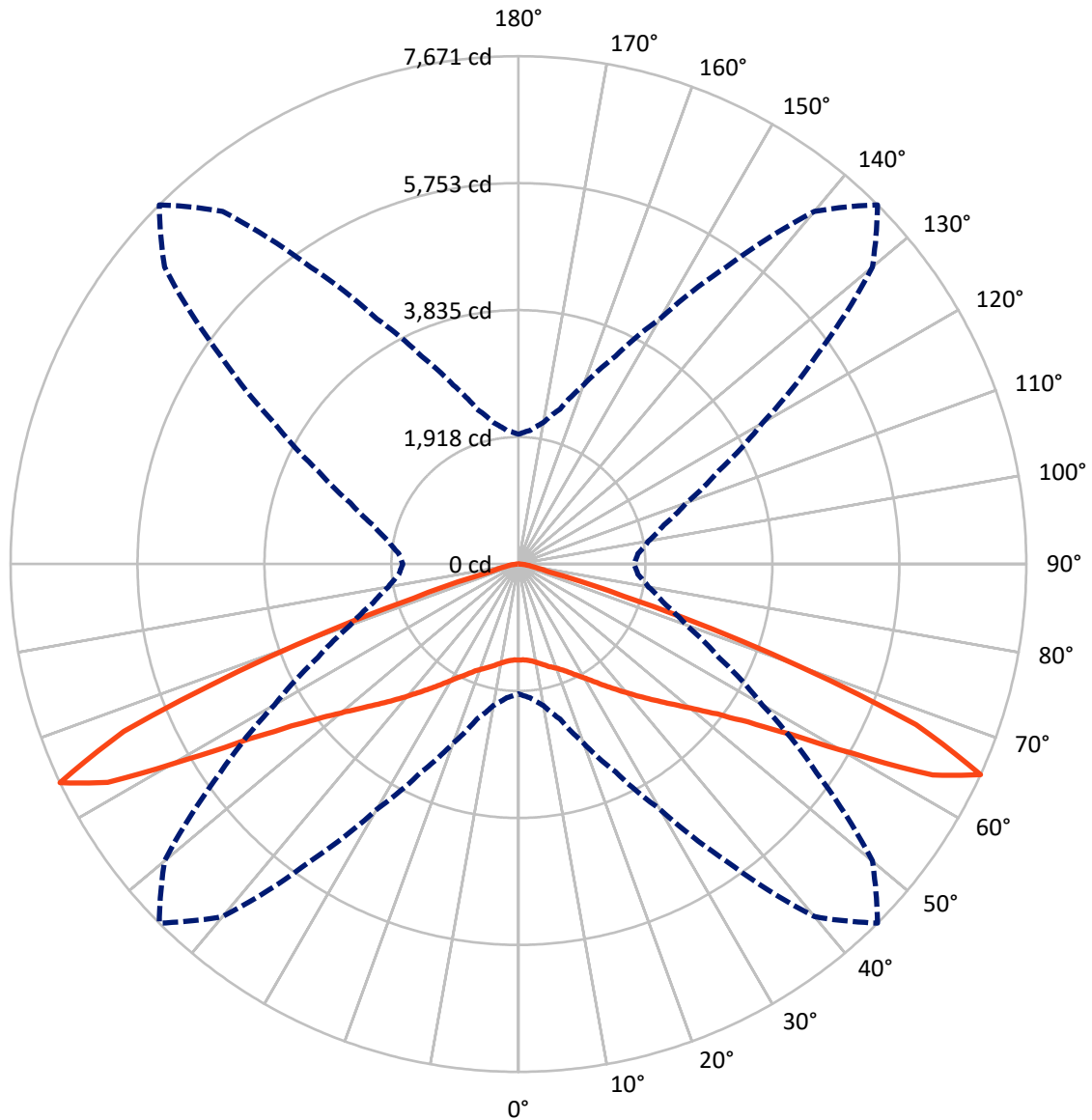
× Max cd
 - - - 1/2 Max cd



Based on 20 foot mounting height. Maximum calculated value = 3.6 fc
 Type V - Short - Full Cutoff

REPORT NUMBER: P200232
CATALOG NUMBER: GWC-AF-02-LED-E1-5NQ-7050

Luminous Intensity Polar Plot



— Vertical Plane Through 45-Deg Lateral - - - Horizontal Cone Through 65-Deg Vertical

REPORT NUMBER: P200232

CATALOG NUMBER: GWC-AF-02-LED-E1-5NQ-7050

FLUX DISTRIBUTION:

		Downward	Upward	Total
House Side	Lumens	6407.0	0.0	6407.0
	% Fixture	50.0	0.0	50.0
Street Side	Lumens	6407.0	0.0	6407.0
	% Fixture	50.0	0.0	50.0
Total	Lumens	12814.0	0.0	12814.0
	% Fixture	100.0	0.0	100.0

Coefficient of Utilization

ZONAL LUMENS:

Zone	Lumens	% Fixture
0°-10°	141.3	1.1
10°-20°	453.2	3.5
20°-30°	847.5	6.6
30°-40°	1433.3	11.2
40°-50°	2343.6	18.3
50°-60°	3726.7	29.1
60°-70°	3368.7	26.3
70°-80°	426.3	3.3
80°-90°	73.3	0.6
90°-100°	0.0	0.0
100°-110°	0.0	0.0
110°-120°	0.0	0.0
120°-130°	0.0	0.0
130°-140°	0.0	0.0
140°-150°	0.0	0.0
150°-160°	0.0	0.0
160°-170°	0.0	0.0
170°-180°	0.0	0.0
0°-90°	12814.0	100.0
0°-180°	12814.0	100.0



REPORT NUMBER: P200232

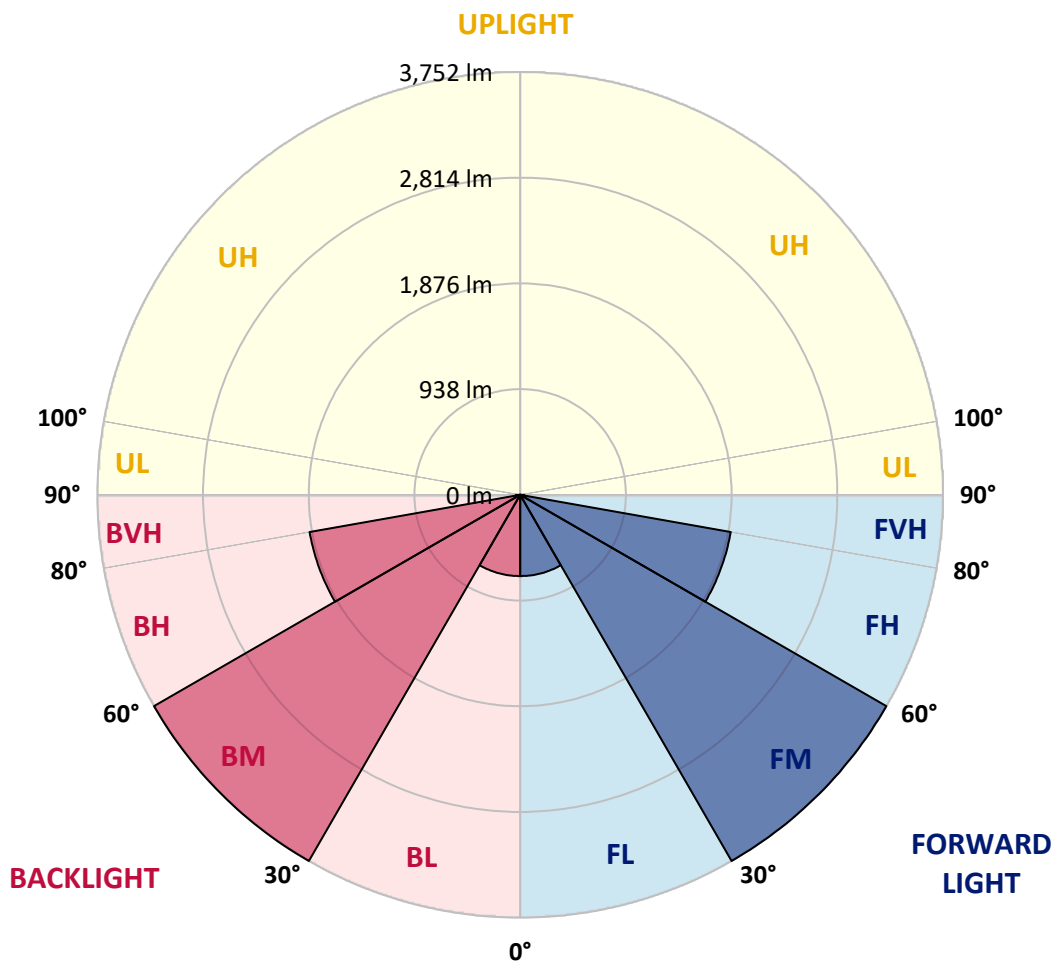
CATALOG NUMBER: GWC-AF-02-LED-E1-5NQ-7050

LUMINAIRE CLASSIFICATION SYSTEM LUMEN TABLE AND BUG RATING:

Zone		Lumens	% Fixture	Zone Rating/Lumen Limit		
				B	U	G
FL	(0°-30°)	721.0	5.6			
FM	(30°-60°)	3751.8	29.3			
FH	(60°-80°)	1897.5	14.8			G2/5000
FVH	(80°-90°)	36.7	0.3			G1/100
BL	(0°-30°)	721.0	5.6	B2/1000		
BM	(30°-60°)	3751.8	29.3	B3/5000		
BH	(60°-80°)	1897.5	14.8	B3/2500		G2/5000
BVH	(80°-90°)	36.7	0.3			G1/100
UL	(90°-100°)	0.0	0.0		U0/0	
UH	(100°-180°)	0.0	0.0		U0/0	

BUG Rating: B3-U0-G2

Type V Short





REPORT NUMBER: P200232

CATALOG NUMBER: GWC-AF-02-LED-E1-5NQ-7050

CANDELA DISTRIBUTION (FULL):

	0°	5°	10°	15°	20°	25°	30°	35°	40°	45°	50°
0°	1449.9	1449.9	1449.9	1449.9	1449.9	1449.9	1449.9	1449.9	1449.9	1449.9	1449.9
2.5°	1451.1	1452.3	1453.5	1452.3	1453.5	1451.7	1450.5	1452.3	1450.5	1448.7	1449.9
5°	1463.7	1464.3	1464.3	1462.5	1464.3	1463.1	1461.3	1463.7	1461.9	1460.1	1461.3
7.5°	1484.7	1487.1	1485.3	1483.5	1484.7	1483.5	1482.3	1482.9	1482.3	1480.5	1481.1
10°	1512.9	1514.7	1513.5	1512.9	1514.1	1513.5	1512.3	1511.7	1512.3	1510.5	1510.5
12.5°	1547.1	1546.5	1545.9	1546.5	1548.3	1548.3	1547.7	1548.3	1549.5	1550.1	1548.9
15°	1580.7	1581.9	1581.9	1581.9	1585.5	1588.5	1590.3	1591.5	1593.9	1594.5	1592.1
17.5°	1622.7	1622.7	1622.1	1622.7	1626.3	1631.1	1633.0	1635.4	1637.8	1639.6	1636.6
20°	1669.6	1670.8	1670.8	1672.0	1676.8	1682.2	1682.2	1683.4	1682.2	1683.4	1681.6
22.5°	1726.6	1730.2	1730.2	1730.8	1735.6	1742.2	1740.4	1742.2	1739.2	1741.6	1739.2
25°	1801.0	1806.4	1805.2	1805.2	1808.8	1813.0	1813.6	1817.2	1816.6	1819.6	1817.8
27.5°	1885.0	1893.4	1895.8	1895.2	1897.6	1901.8	1903.0	1907.2	1904.8	1907.2	1906.0
30°	1985.8	1989.4	1994.2	1996.0	1999.0	2003.2	2003.2	2003.8	2000.8	2004.4	2006.2
32.5°	2090.2	2096.8	2101.7	2112.5	2117.9	2120.9	2120.3	2121.5	2118.5	2123.3	2126.9
35°	2228.3	2233.1	2240.9	2249.3	2256.5	2255.9	2254.1	2254.7	2254.7	2258.9	2262.5
37.5°	2394.5	2395.7	2405.9	2417.9	2421.5	2417.9	2407.1	2404.7	2399.3	2404.7	2410.7
40°	2570.4	2574.6	2595.0	2602.8	2604.6	2598.0	2582.4	2573.4	2561.3	2568.0	2576.4
42.5°	2754.6	2763.0	2781.6	2795.4	2801.4	2797.2	2775.6	2761.8	2746.2	2749.8	2758.2
45°	2958.6	2968.8	2995.2	3008.4	3019.8	3013.2	2992.2	2971.2	2946.6	2948.4	2961.6
47.5°	3186.7	3196.9	3231.1	3253.3	3259.3	3258.1	3234.7	3205.9	3172.3	3171.1	3182.5
50°	3442.3	3452.5	3495.1	3529.4	3546.8	3545.0	3517.4	3476.5	3435.7	3436.3	3450.7
52.5°	3692.0	3704.6	3749.0	3807.8	3842.0	3866.6	3849.8	3811.4	3761.6	3762.8	3776.0
55°	3926.0	3947.0	3998.1	4077.9	4141.5	4210.5	4230.3	4229.1	4199.1	4207.5	4220.7
57.5°	4039.5	4070.7	4149.3	4275.3	4404.9	4545.4	4664.2	4753.0	4790.8	4847.8	4834.6
60°	3824.6	3874.4	3990.3	4175.7	4432.0	4724.8	5038.7	5345.3	5607.0	5804.4	5691.0
62.5°	3131.5	3196.3	3336.7	3574.4	3962.0	4430.8	5031.5	5756.4	6546.2	7022.7	6682.4
65°	1959.4	2026.6	2169.5	2423.9	2877.6	3460.3	4275.3	5476.8	6952.5	7670.8	6978.3
67.5°	764.0	800.6	878.0	1040.6	1381.5	1900.0	2718.0	4081.5	5846.5	6476.0	5737.8
70°	382.9	386.5	400.9	430.9	504.1	654.7	996.2	1892.2	3352.9	4049.7	3232.3
72.5°	276.7	277.3	284.5	297.7	321.1	354.7	419.5	579.1	1090.4	1666.6	1022.0
75°	211.8	214.2	218.4	225.6	238.3	255.1	278.5	333.7	413.5	479.5	403.3
77.5°	163.2	168.0	171.0	177.6	185.4	196.8	203.4	224.4	261.1	274.9	270.7
80°	124.2	128.4	135.0	140.4	145.8	151.2	148.8	158.4	177.6	189.0	183.0
82.5°	79.2	84.0	103.2	108.0	110.4	114.0	109.8	110.4	118.8	126.0	118.8
85°	51.0	54.0	65.4	71.4	72.0	74.4	72.6	68.4	68.4	62.4	70.2
87.5°	23.4	24.0	29.4	34.8	36.0	32.4	31.8	30.6	24.6	23.4	25.2
90°	0.0	0.0	0.0	0.0	0.0	0.0	0.0	0.0	0.0	0.0	0.0



REPORT NUMBER: P200232

CATALOG NUMBER: GWC-AF-02-LED-E1-5NQ-7050

CANDELA DISTRIBUTION (continued):

	55°	60°	65°	70°	75°	80°	85°	90°
0°	1449.9	1449.9	1449.9	1449.9	1449.9	1449.9	1449.9	1449.9
2.5°	1449.3	1450.5	1451.1	1452.9	1453.5	1453.5	1454.1	1455.3
5°	1460.7	1462.5	1463.1	1465.5	1466.1	1465.5	1466.7	1467.3
7.5°	1481.1	1484.1	1485.3	1487.7	1485.9	1488.3	1488.9	1488.9
10°	1511.1	1514.1	1514.7	1517.1	1515.9	1517.1	1517.1	1515.9
12.5°	1550.7	1551.3	1549.5	1551.3	1548.9	1550.1	1548.3	1547.1
15°	1594.5	1592.7	1588.5	1588.5	1584.9	1585.5	1584.9	1584.3
17.5°	1637.2	1633.6	1630.5	1629.3	1626.3	1625.7	1623.9	1623.9
20°	1684.0	1682.2	1680.4	1678.0	1675.0	1672.0	1671.4	1672.6
22.5°	1740.4	1739.8	1739.8	1738.6	1734.4	1731.4	1729.6	1729.6
25°	1816.0	1810.6	1810.6	1810.0	1808.2	1806.4	1802.8	1804.6
27.5°	1901.2	1898.2	1900.6	1900.0	1898.2	1898.2	1895.8	1895.8
30°	2006.2	2005.0	2008.6	2005.6	1999.6	1999.0	1996.6	1993.6
32.5°	2127.5	2126.3	2131.7	2128.1	2118.5	2113.1	2108.3	2105.9
35°	2262.5	2263.1	2269.7	2267.3	2256.5	2252.9	2244.5	2243.3
37.5°	2410.1	2419.7	2431.1	2433.5	2424.5	2422.1	2413.1	2408.3
40°	2583.6	2596.2	2613.6	2617.8	2608.2	2606.4	2593.8	2587.2
42.5°	2768.4	2790.0	2811.6	2815.2	2805.6	2796.0	2784.0	2779.2
45°	2974.8	3000.6	3028.8	3036.1	3021.6	3010.2	2994.6	2994.6
47.5°	3206.5	3238.9	3270.7	3290.5	3277.3	3265.3	3246.7	3234.7
50°	3480.1	3524.6	3566.0	3586.4	3565.4	3542.6	3510.2	3499.4
52.5°	3823.4	3871.4	3907.4	3896.6	3864.2	3832.4	3797.0	3782.6
55°	4261.5	4277.7	4277.7	4236.9	4172.1	4118.7	4062.9	4044.3
57.5°	4809.4	4747.0	4651.0	4529.2	4376.1	4242.9	4152.9	4110.3
60°	5453.4	5153.3	4814.2	4481.2	4207.5	3981.9	3848.0	3786.8
62.5°	5882.5	5097.5	4418.1	3883.4	3489.7	3217.9	3033.1	2961.0
65°	5497.8	4251.3	3341.5	2701.8	2272.7	1996.0	1813.0	1745.8
67.5°	4026.9	2664.0	1779.4	1275.3	934.4	745.4	670.3	639.1
70°	1807.6	938.0	574.9	448.9	387.1	355.3	341.5	336.7
72.5°	544.9	394.3	332.5	300.1	275.5	259.9	248.5	247.3
75°	328.9	273.7	243.1	223.8	208.2	195.6	189.6	187.8
77.5°	229.8	201.0	186.6	172.8	160.8	151.2	145.8	141.6
80°	161.4	147.6	141.0	133.2	125.4	116.4	108.6	105.0
82.5°	108.0	105.0	105.0	100.2	93.6	85.2	69.6	66.0
85°	69.6	69.0	70.2	68.4	63.6	54.6	45.0	42.6
87.5°	32.4	33.0	36.6	36.0	34.8	28.8	22.8	21.6
90°	0.0	0.0	0.0	0.0	0.0	0.0	0.0	0.0

(END OF REPORT)